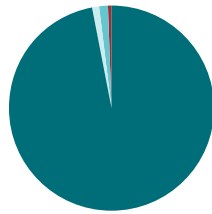


# 2022 FINANCIALS (UNAUDITED FIGURES)

## TOTAL REVENUE

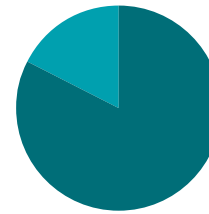
(unaudited figures, by category)



Grants and Contracts	102,107,461
Membership Dues	1,096,966
Conferences and Exhibits	1,531,480
Other	(492,650)
<b>Total</b>	<b>104,243,257</b>

## TOTAL EXPENSES

(unaudited figures, by category)



Domestic Programs	84,916,844
Global Health Programs	17,806,848
<b>Total</b>	<b>102,723,692</b>

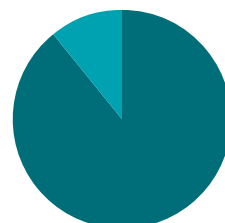
## DOMESTIC PROGRAMS

APHL Consulting/Services	7,330,327
Conferences	1,097,450
Environmental Health	1,458,567
Food Safety	3,076,927
Infectious Diseases	13,559,386
Informatics	35,077,261
Lab Strengthening/Leadership	2,598,256
Laboratory Systems and Standards	650,790
Leadership Development	7,771,576
Member Services	815,317
Newborn Screening	7,458,927
Public Health Preparedness	2,642,791
Workshops	1,379,269
<b>Domestic Programs Total</b>	<b>84,916,844</b>

## GLOBAL PROGRAMS

Bangladesh	1,943
Ethiopia	525,338
Georgia	96,749
Ghana	721,059
Guam	1,275,113
India	1,538,452
Indonesia	731,835
Jordan	5,427
Kenya	4,094,890
Mozambique	2,483,788
Oman	1,090,816
Other Global Health & Program Management	993,788
Senegal	23,660
Tanzania	435,821
Thailand	343,743
Uganda	189,124
Ukraine	181,067
Vietnam	1,312,595
Zambia	1,761,640
<b>Global Programs Total</b>	<b>17,806,848</b>

## CY22 OPERATIONAL EFFICIENCY RATIO



Program Services	88.94%	11,359,739
General & Administration	11.06%	91,363,953
	<b>100%</b>	<b>102,723,693</b>