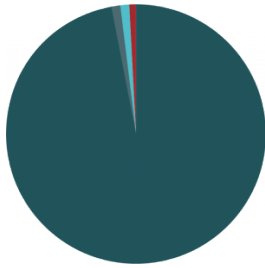


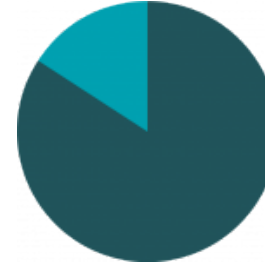
# 2021 Financials (unaudited figures)

## TOTAL REVENUE (unaudited figure by category)



Grants and Contracts	88,255,092
Membership Dues	1,019,512
Conferences and Exhibits	864,526
Other	688,014
<b>Total</b>	<b>90,827,144</b>

## TOTAL EXPENSES (unaudited figure by category)



Domestic Programs	73,076,745
Global Programs	13,740,531
<b>Total</b>	<b>86,817,276</b>

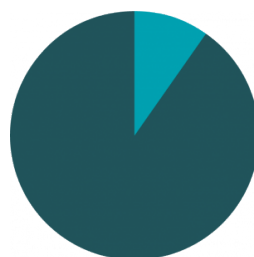
## DOMESTIC PROGRAMS

Informatics	24,020,085
Infectious Diseases	19,888,789
Newborn Screening	6,698,024
APHL Consulting/Services	6,690,347
Public Health Preparedness	5,568,947
Food Safety	2,829,497
Lab Strengthening/Leadership	2,205,614
Workshops	1,326,464
Environmental Health	1,201,462
Leadership Development	864,240
Member Services	802,945
Laboratory Systems and Standards	598,555
Conferences	381,776
<b>Domestic Programs Total</b>	<b>73,076,745</b>

## GLOBAL PROGRAMS

Ethiopia	859,930
Ghana	645,337
India	806,983
Indonesia	477,248
Kenya	2,190,586
Mozambique	2,227,201
Oman	44,995
Other Global Health & Program Management	710,883
Senegal	106,556
Tanzania	394,816
Thailand	367,997
Ukraine	254,510
Vietnam	969,611
Zambia	3,683,878
<b>Global Programs Total</b>	<b>13,740,531</b>

## CY21 OPERATIONAL EFFICIENCY RATIO



Program Services	90.12%	78,238,321
General & Administration	9.88%	8,578,954
<b>Total</b>	<b>100%</b>	<b>86,817,275</b>