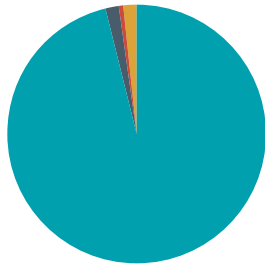


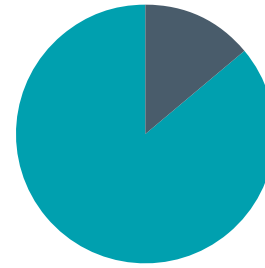
2020 Financials (unaudited figures)

TOTAL REVENUE (unaudited figure by category)



Grants and Contracts	62,360,902
Membership Dues	1,088,171
Conferences and Exhibits	393,787
Other	1,033,268
Total	64,876,128

TOTAL EXPENSES (unaudited figure by category)



Domestic Programs	52,959,937
Global Programs	8,722,875
Total	61,682,812

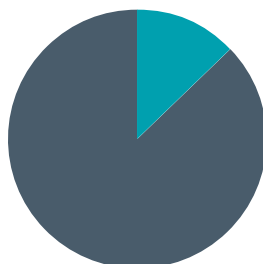
DOMESTIC PROGRAMS

Informatics	12,814,894
Infectious Diseases	11,920,787
Public Health Preparedness	7,642,282
Newborn Screening	5,998,833
APHL Consulting/Services	4,614,976
Food Safety	2,627,462
Lab Strengthening/Leadership	2,285,928
Environmental Health	1,504,672
Workshops	1,280,429
Leadership Dev	787,096
Member Services	621,868
Laboratory Systems and Standards	498,974
Conferences	361,736
Domestic Programs Total	52,959,937

GLOBAL PROGRAMS

Angola	12,288
Ethiopia	187,488
Ghana	491,870
India	274,472
Indonesia	362,919
Kazakhstan	13,902
Kenya	553,424
Mozambique	1,622,578
Other Global Health	1,173,948
Program Management	116,589
Senegal	96,935
Tanzania	540,505
Thailand	18,628
Ukraine	248,366
Vietnam	1,158,982
Zambia	1,833,593
Zimbabwe	16,388
Global Programs Total	8,722,875

CY20 OPERATIONAL EFFICIENCY RATIO



General & Administration	12.96%
Program Services	87.04%
Total	100%