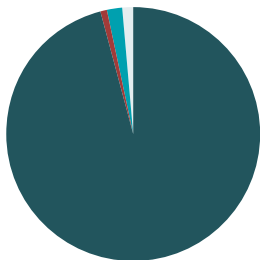


# 2019 Financials (unaudited figures)

## TOTAL REVENUE

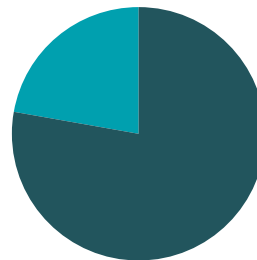
(unaudited figures, by category)



■ Grants and Contracts	57,579,917
■ Membership Dues	678,693
■ Conferences and Exhibits	1,157,563
■ Other	888,783
<b>Total</b>	<b>60,304,956</b>

## TOTAL EXPENSES

(unaudited figures, by category)



■ Domestic Programs	46,272,134
■ Global Health Programs	13,040,931
<b>Total</b>	<b>59,313,065</b>

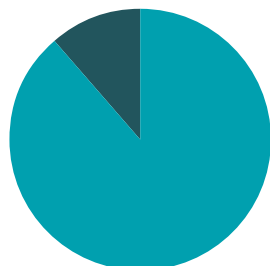
## DOMESTIC PROGRAMS

Infectious Diseases	12,257,698
Informatics	9,319,687
Public Health Preparedness	8,232,469
Newborn Screening	4,547,610
Food Safety	3,070,321
Lab Strengthening/Leadership	2,383,358
Environmental Health	1,287,537
Member Services	1,210,738
Leadership Development	1,108,414
Workshops	1,009,488
Conferences	899,455
Laboratory Systems and Standards	594,434
APHL Consulting	350,925
<b>Domestic Programs Total</b>	<b>46,272,134</b>

## GLOBAL PROGRAMS

Angola	314,977
Botswana	122,003
Democratic Republic of the Congo	247,074
Ethiopia	121,103
Ghana	1,229,623
Guinea	14,460
India	73,381
Indonesia	238,359
Kazakhstan	9,310
Kenya	737,836
Mozambique	1,269,689
Nigeria	96,331
Other Global Health	1,718,160
Program Management	229,742
Senegal	69,702
Sierra Leone	308,533
Tanzania	278,216
Uganda	70,425
Ukraine	109,876
Vietnam	238,248
Zambia	2,367,017
Zimbabwe	3,176,866
<b>Global Programs Total</b>	<b>13,040,931</b>

## CY19 OPERATIONAL EFFICIENCY RATIO



■ Program Services	88.71%
■ General & Administration	11.29%